



Restoring Quality Of Life

## Zimmer Biomet Dental Implants

A Better Treatment Option



**ZIMMER BIOMET**  
Your progress. Our promise.

# Dental Implants



## A Better Treatment Option

### What Are Dental Implants?

A dental implant is a small “anchor” made of titanium that is used to replace missing teeth or ailing teeth that have been extracted. They are surgically implanted into the jawbone to function like the root of your missing tooth. Dental implants are designed to maintain your surrounding bone and gums, and will replace your missing tooth with a natural-looking, longlasting restoration.

Dental implant restorations are an alternative to traditional crowns, bridgework and dentures. Because implant restorations look and feel more like natural teeth, they offer new levels of comfort, security and confidence over traditional treatments.

For more than two decades, Zimmer Biomet Dental Implants have been helping to improve quality of life of patients with restorative needs.

### Implant Treatment Options Include:

- Single-Tooth Replacement with an Implant-Supported Crown
- Multiple-Tooth Replacement with an Implant-Supported Bridge
- Complete Lower Or Upper Jaw Tooth Replacement with a fixed or removable Full-Arch Restorations



# Treatment Options


## Single-Tooth Replacement

### Implant-Supported Crowns

If you are missing a single tooth and currently use a removable partial denture or tooth-supported crown, an implant-supported crown may be a better alternative. Single-tooth replacements look and feel so natural that typically only you and your practitioner will know the difference.

### An Implant-Supported Crown Can Provide The Following Advantages Over Traditional Treatment Options

- Look, feel and perform similar to your natural tooth
- Helps to preserve surrounding bone by replacing the tooth root
- Helps to prevent bone loss and jaw line recession
- Does not compromise your adjacent teeth to support a bridge
- Restores a more secure biting ability than a removable denture
- Restores self-confidence and appearance
- Requires similar oral care to a natural tooth



### Single-Tooth Replacement Clinical Example:



Before implant placement, there is an unsightly space in the patient's mouth.



After six days post-operative implant placement and restoration, function and aesthetics are restored to the patient.

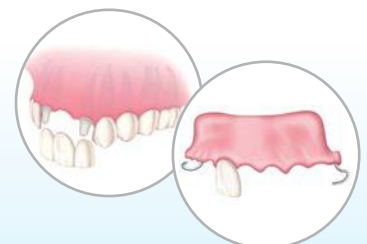
\* Clinical photos. ©2012 Paul Petrunaro, DDS. Chicago, IL, USA. All rights reserved. Results may vary depending on individual clinical situations and patient needs.

## The Traditional Alternatives

### Tooth-Supported Crowns

- Cut down adjacent healthy teeth to support a bridge that holds the missing tooth. This may allow bacteria access to the supporting teeth, which can lead to dental decay and gum disease, as well as possible oral bone and tissue loss.

- Anchor a removable partial denture to existing teeth which may result in further bone and tooth loss.





## Multiple-Tooth Replacement

### Implant-Supported Bridge

The multiple-tooth restoration is used when two or more teeth are missing or extracted. Implants are placed at the site of each missing tooth. An implant-supported bridge stays secure and strong, and won't cause problems for your adjacent teeth. So comfortable and natural, they'll look and feel just like your own teeth.

### Implant-Supported Bridges Can Provide The Following Advantages Over Traditional Treatment Options

- Provide comfort and stability
- Look, feel and perform like your natural teeth
- Do not compromise adjacent teeth to support a traditional bridge
- Help preserve surrounding bone by replacing the tooth root
- Attach securely to implants
- Help prevent bone loss and jaw line recession
- Restore a more secure biting ability than a removable denture
- Eliminate recurrent wear and chance of decay around prepared teeth
- Improve appearance and self-esteem
- Require similar oral care as a natural tooth



### Multiple-Tooth Replacement Clinical Example:



Before implant placement, the space in the patient's mouth often prevents correct function and can be visually displeasing to the patient.



After implant placement and restoration, function and aesthetics are restored to the patient.



Final restoration, side view.

Clinical photos. ©2012 Markus Schlee, DMD, DDS, Forchheim, Germany. All rights reserved. Results may vary depending on individual clinical situations and patient needs.

## The Traditional Alternative Removable Partial Denture

A removable partial denture can be anchored to existing teeth. This option can slip, come loose, and cause irritation. This option may result in further bone and tooth loss.





## Complete Lower Or Upper Jaw Tooth Replacement

### Implant-Supported Full-Arch Restorations

If you are missing all of your teeth in the upper and/or lower jaw and currently use a removable full denture, then an implant-supported full-arch restoration could be the right solution for you. Implant-supported bridges or dentures virtually eliminate slipping and movement, so there's no pain, no embarrassment, and no worries. You'll be able to laugh and speak with confidence, and enjoy your favorite foods with ease.



### Implant-Supported Dentures Can Provide The Following Advantages Over Traditional Treatment Options:

- Implants hold the denture in place
- Help preserve surrounding bone by replacing the tooth roots
- Help prevent bone loss and jaw line recession
- Restore a more secure biting ability than traditional removable dentures
- Improve appearance and self-esteem
- Provide comfort and security in knowing the denture won't dislodge

### Implant-Supported Fixed Dentures

This fits when all teeth are missing in the upper or lower jaw. In this procedure, multiple implants are placed and a custom fixed-removable full-arch restoration is seated directly into the implants. Using small screws, the restoration is then secured to the implants.



### Implant-Supported Overdenture

An implant-supported overdenture is used when all teeth are missing in the upper or lower jaw. In this procedure, multiple implants are placed and a custom metal framework is screwed onto the implant post. An overdenture is then placed on top of the metal frame. This denture fits "over" the restoration and attaches to it with clips or snaps.



### The Traditional Alternative Removable Full Denture

Conventional dentures are used when all teeth are missing in the upper or lower jaw. They rest upon the gum tissue, offering no form of mechanical attachment, which can fit poorly, cause gum irritation and pain.






## A Natural, Beautiful Solution For Confident Living

### Invest In Yourself

Dental implants can improve your appearance, self-confidence, and give you new peace of mind. Implant-supported restorations look and feel similar to natural teeth, and the securely attached implant can give you the security to eat what you like and speak easily.

By working together with Zimmer Biomet Dental, your dental practitioner can offer you the most advanced implant and prosthetic technologies available today. To find out if implants are the right solution for you, ask your dental practitioner for an evaluation.



While this brochure is designed to address some of the frequently asked questions about dental implants, your doctor remains your best source for information regarding dental implants and whether this procedure is right for you. Your doctor will advise you on specific procedural expectations, warnings, risks, contraindications and potential adverse effects associated with a dental implant procedure. Your doctor will provide you with individual post-operative care instructions and will answer any additional questions or concerns you may have regarding the procedure.



## What Are The Benefits?

Implant dentistry is the most advanced and clinically successful therapy available to replace a missing tooth or teeth. Choosing dental implants as a treatment option can offer you a number of significant advantages.

- **Maintain Anatomy:**

If you have missing teeth, the bone begins to shrink over time. Unhealthy bone loss can make your jaw line recede and change your facial structure. Dental implants can help prevent deterioration of the jawbone so your face retains its natural shape.

- **Keep Your Healthy Teeth:**

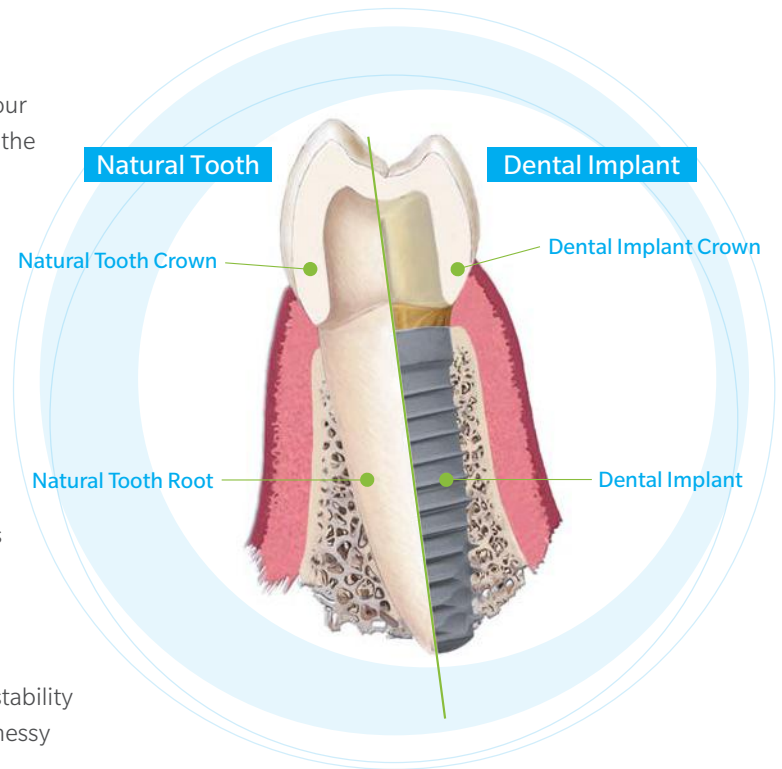
A better long-term alternative to bridgework, dental implants eliminate the need to grind down healthy teeth when replacing one or more adjacent teeth. Your own natural healthy teeth are not compromised.

- **Security:**

Teeth secured to anchored dental implants do not slip or move. This eliminates some of the key problems of dentures, including poor fit, gum irritation and pain from exposed nerves. The result is superior comfort, reliability and freedom from embarrassment.

- **Quality of Life:**

The natural look and feel of implant restorations empowers you to preserve or improve your level of self confidence. Dental implant stability allows you to enjoy the foods you love and removes the need for messy adhesives or inconvenient cleaning protocols.



## What Is Involved In The Implant Procedure?

The dental implant process involves several steps that take place over a time period that averages from 4 to 9 months. The typical process will include:

- **Pre-Treatment Consultation:**

After a careful evaluation of your dental and medical health history, your practitioner will determine if you are a good candidate for dental implants. If you are, you will then have thorough consultations with surgical and prosthetic specialists before your treatment begins.

- **Initial Implant Placement:**

Your practitioner places the dental implant into your jaw while you are under either local or general anesthesia. Over the next several months, bone will heal to the surface of the implant, anchoring it into position. Depending on your particular case, an additional minor procedure may be necessary to create an opening through which your artificial tooth will emerge.

- **Implant Prosthetic Attachment:**

During this phase, your practitioner attaches a prosthetic “post” to the implant. An impression will be taken, and soon after, an artificial tooth will be created and attached for a natural restoration.

- **Proper Maintenance:**

Your dental practitioner will guide you on the proper care and maintenance of your new implants before, during and after the procedure. By following a regular routine of careful oral hygiene and regular checkups, your implants can look, function and feel great for many years to come.



Contact us at 1-800-342-5454 or visit  
[zimmerbiometdental.com](http://zimmerbiometdental.com)

Zimmer Biomet Dental  
Global Headquarters  
4555 Riverside Drive  
Palm Beach Gardens, FL 33410  
Phone: +1-561-776-6700  
Fax: +1-561-776-1272

Unless otherwise indicated, as referenced herein, all trademarks are the property of Zimmer Biomet; and all products are manufactured by one or more of the dental subsidiaries of Zimmer Biomet Holdings, Inc., and distributed and marketed by Zimmer Biomet Dental (and, in the case of distribution and marketing, its authorized marketing partners). For additional product information, please refer to the individual product labeling or instructions for use. Product clearance and availability may be limited to certain countries/regions. This material does not comprise medical advice or recommendations. This material may not be copied or reprinted without the express written consent of Zimmer Biomet Dental. ZB0043 REV A 05/18 ©2018 Zimmer Biomet. All rights reserved.

